




Dallas County

CDRT

Child Death Review Team

Report of Dallas County Child Deaths, 2012-2016



BACKGROUND

To prevent injuries and violence, it is important to first understand and define the problem. Who is affected? What are the circumstances under which it occurs?

Information

For more information,
please contact:
Injury Prevention Center
of Greater Dallas
6300 Harry Hines Blvd.
Suite 240
Dallas, TX 75235
214-590-4455
www.injurypreventioncenter.org

To answer these questions and others, data must be collected and analyzed. The Dallas County Child Death Review Team (CDRT) was established to conduct a comprehensive, multidisciplinary review of child deaths 0-17 years of age to better understand how and why children die, and to use the findings to take action that can prevent other deaths and improve the health and safety of children. Founded in 1992, the Dallas County CDRT was the first multi-agency, multidisciplinary team to review child and adolescent fatalities in the state of Texas. The team meets under the legislative authority of the Texas Family Code, Chapter 264.

The team reviews deaths of infants, children and adolescents under the age of 18 whose deaths are classified by the Dallas County Medical Examiner as homicide, suicide, unintentional (or accident) and undetermined. These child deaths are comprehensively reviewed and discussed in detail if the injury leading to death occurred in Dallas County. To ensure that child deaths are identified, deaths reviewed and ruled by the Dallas County Medical Examiner are cross-checked with death certificates received from the Texas Department of State Health Services, Texas Vital Statistics. If a birth certificate is not issued and a determination of "stillbirth" is made, a review is not conducted.

ACKNOWLEDGEMENTS

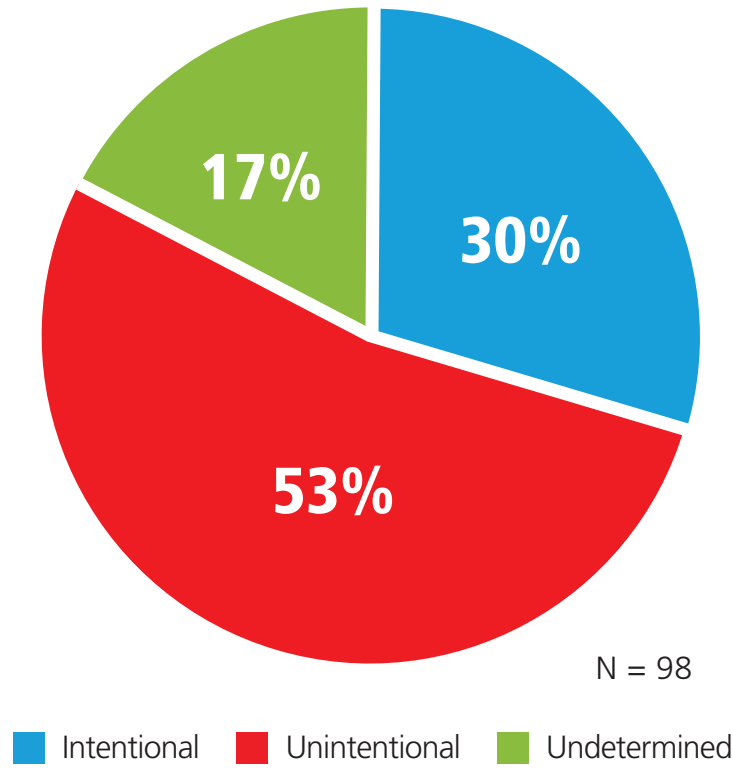
The 2012-2016 Child Death Review Team members include representatives from the organizations below:

SPECIAL THANKS

The Dallas County Child Death Review Team would like to thank all law enforcement agencies serving Dallas County. The information presented by the various representatives contributed greatly to this report.

Baylor Scott & White Health
Children's Health
Dallas Children's Advocacy Center
Dallas County District Attorney's Office
Dallas County Juvenile Department
Dallas County Medical Examiner's Office
Dallas Fire-Rescue Department
Dallas-Fort Worth Hospital Council
Dallas Healthy Start
Dallas Independent School District
Family Compass
Medical City Dallas
Methodist Health System
Nurse Family Partnership
Parkland Health & Hospital System
Texas Department of Family
and Protective Services
Texas Health Resources
TexProtects
United Way of Metropolitan Dallas

Category of Child Injury Death Type, Age <1 2012-2016



Dallas County Rate*	Texas Rate**	US Rate**
51.5	30.5	39.4

Dallas County Rates by Year (N=98)

2012	2013	2014	2015	2016
55.1	63.0	47.3	49.9	42.0

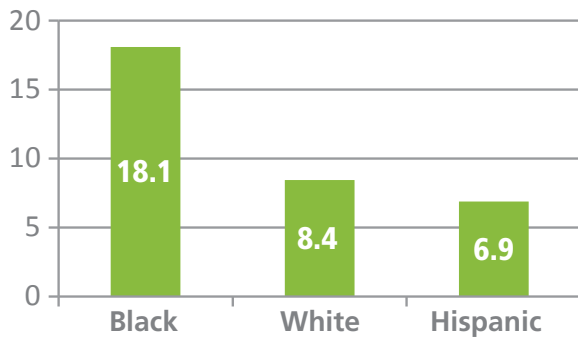
* Data for Dallas County is from Medical Examiner Data. Population Data from Texas Department of State Health Services was used: <http://sopfin.tdh.state.tx.us/pop2000a.htm> Rate is per 100,000.

**US/Texas rate were found using WISQARS data (YR2012-2016) Rate is per 100,000: <https://www.cdc.gov/injury/wisqars/fatal.html>

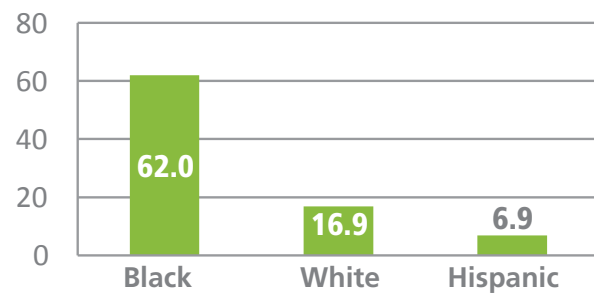
**CHILD INJURY MORTALITY
AGE <1, 2012-2016**

**CHILD INJURY MORTALITY
AGE <1, 2012-2016**

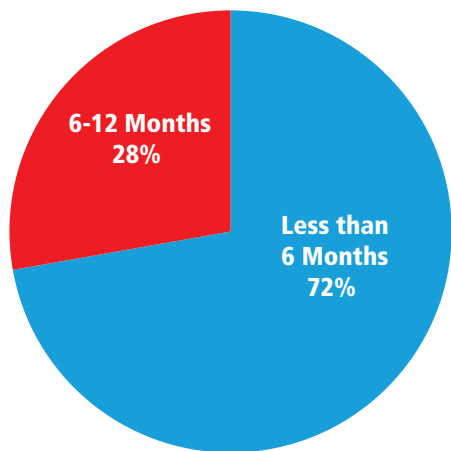
**Child Abuse Rate by Race/Ethnicity,
Dallas County, Age <1, 2012-2016**



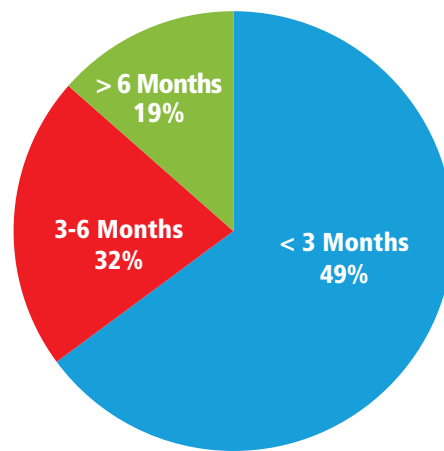
**Unintentional Sleep-Related Death Rate
by Race/Ethnicity, Dallas County, Age <1, 2012-2016**



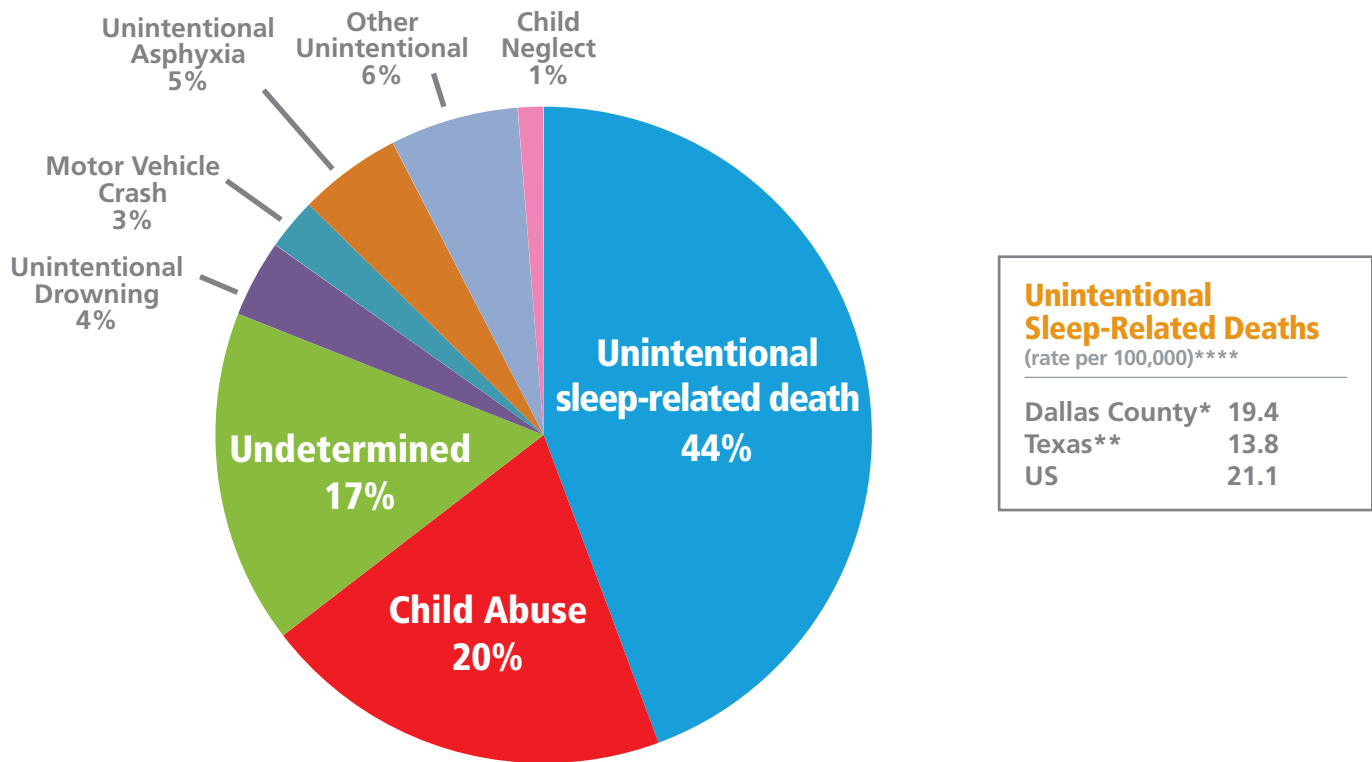
**Percentage of Child Abuse Deaths by Age,
Dallas County, Age <1, 2012-2016**



**Percentage of Unintentional Sleep-Related Deaths by Age,
Dallas County, Age <1, 2012-2016**



Causes of Fatal Injury



Unintentional sleep-related death

41% were placed prone (laying on their stomach)

59% were sleeping on the same sleep surface as their parent and/or sibling

43% of child deaths occurred in a home where a crib was present, yet the child was sleeping on the same surface as the caregiver and/or sibling

84% of children that died from unintentional sleep-related death were <6 months old.

Definitions

Child Abuse – An act on the part of a parent or caregiver that results in or presents imminent risk of harm to child

Child Neglect – A failure to act on the part of a parent/caregiver that results in or presents imminent risk of harm to child

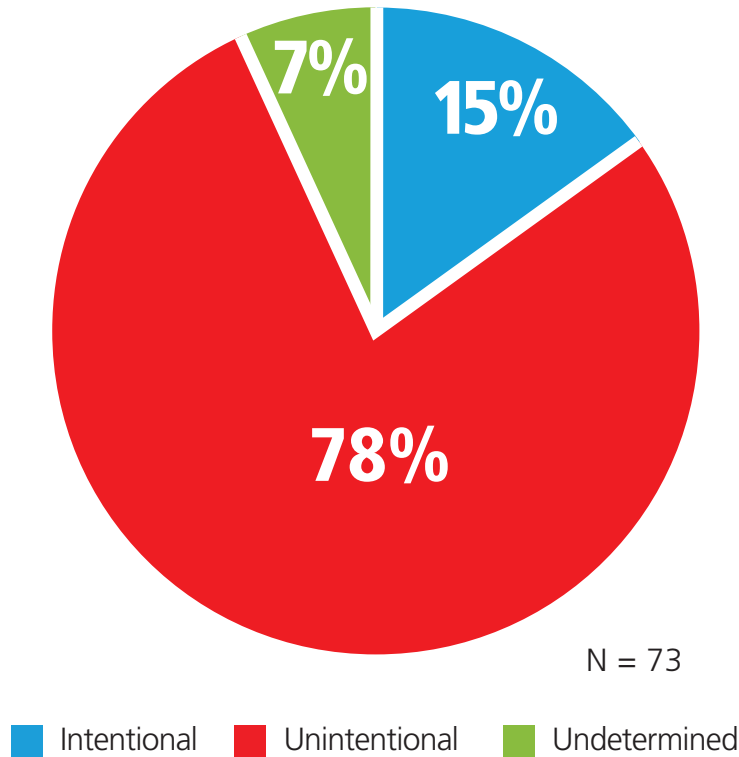
Other Unintentional – Includes dog bite, fall, medical misadventure, pedestrian

Unintentional Asphyxia – Includes choking on food or other items

Undetermined – person reviewing death cannot determine cause or manner of death based on the facts presented to them at that time.

**** Comparison unintentional sleep related death data source (Center for Disease Control and Prevention, National Center for Health Statistics, Compressed Mortality File 1999-2016): <https://wonder.cdc.gov/>

Category of Child Injury Death Type, Age 1-4
2012-2016



Dallas County Rate*	Texas Rate**	US Rate **
9.4	11.3	10.6

Dallas County Rates by Year (N=73)

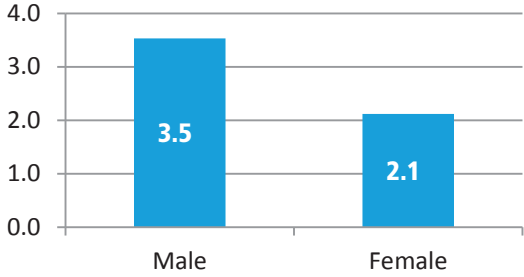
2012	2013	2014	2015	2016
6.5	8.4	9.7	11.6	11.0

* Data for Dallas County is from Medical Examiner Data. Population Data from Texas Department of State Health Services was used: <http://soupfin.tdh.state.tx.us/pop2000a.htm> Rate is per 100,000.

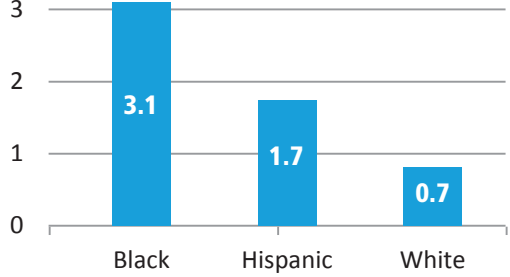
** US/Texas rate were found using WISQARS data (YR2012-2016) Rate is per 100,000: <https://www.cdc.gov/injury/wisqars/fatal.html>

*** All other causes include cut/pierce, firearm, hyperthermia etc.

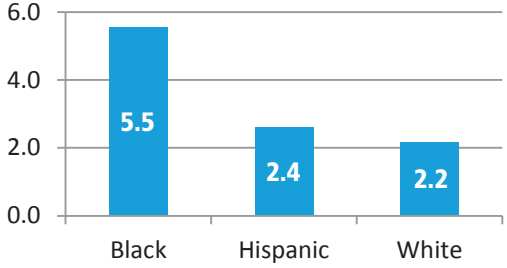
Unintentional Drowning Rate by Sex, Dallas County, Age 1-4, 2012-2016



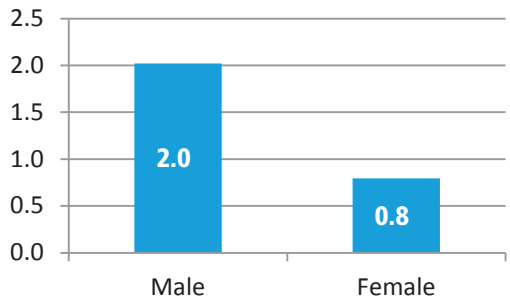
Motor Vehicle Crash Death Rate by Race/Ethnicity, Dallas County, Age 1-4, 2012-2016



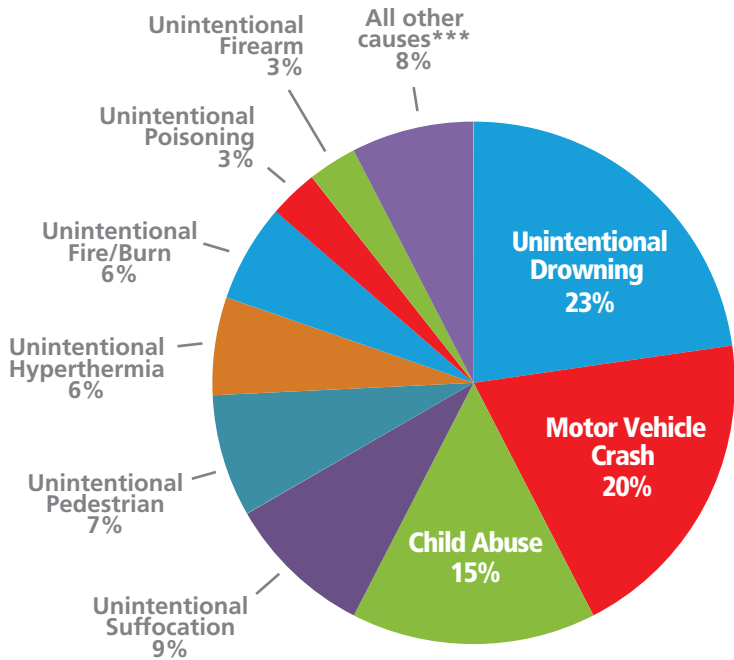
Unintentional Drowning Rate by Race/Ethnicity, Dallas County, Age 1-4, 2012-2016



Child Abuse Rate by Sex, Dallas County, Age 1-4, 2012-2016



Causes of Fatal Injury



Causes of Injury Deaths

Unintentional Drowning

54% of drownings occurred in a home pool

Child Abuse

36% of perpetrators were boyfriends of child's mom

Motor Vehicle Crash

54% were unrestrained motor vehicle occupants

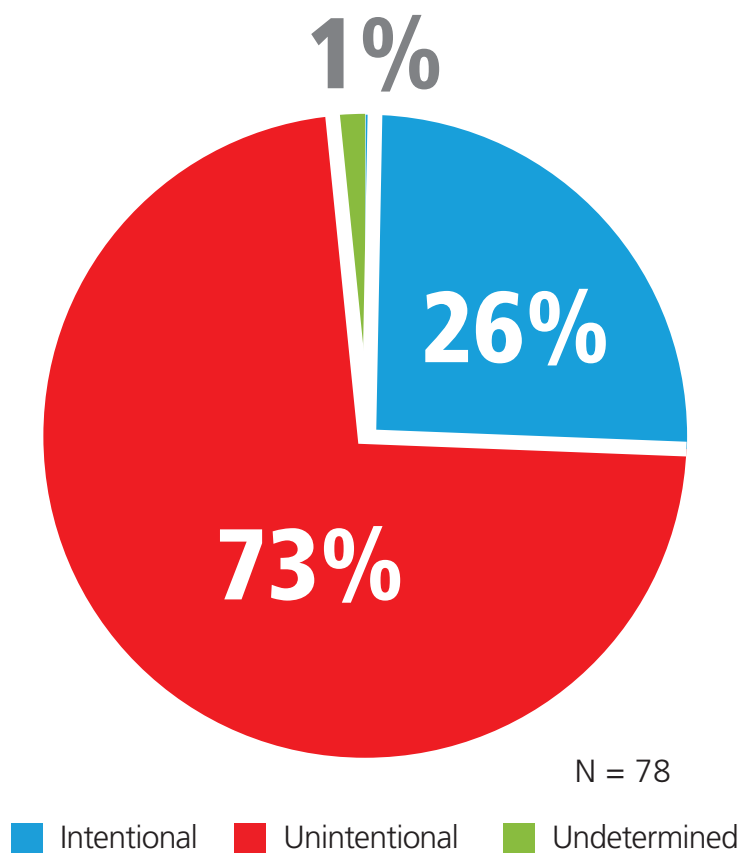
Unintentional Pedestrian

75% were pedestrians hit by family vehicle while in driveway

Unintentional Hyperthermia

4 children died due to being left in car; all had internal temperatures at 105° or higher

Category of Child Injury Death Type, Age 5-14 2012-2016



Dallas County Rate*	Texas Rate**	US Rate **
4.4	5.9	5.5

Dallas County Rates by Year (N=78)

2012	2013	2014	2015	2016
3.4	4.2	4.5	5.0	4.8

* Data for Dallas County is from Medical Examiner Data. Population Data from Texas Department of State Health Services was used: <http://soupfin.tdh.state.tx.us/pop2000a.htm> Rate is per 100,000.

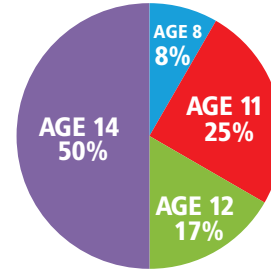
***US/Texas rate were found using WISQARS data (YR2012-2016) Rate is per 100,000: <https://www.cdc.gov/injury/wisqars/fatal.html>

*** All other causes include fire, poisoning, and unspecified, etc.

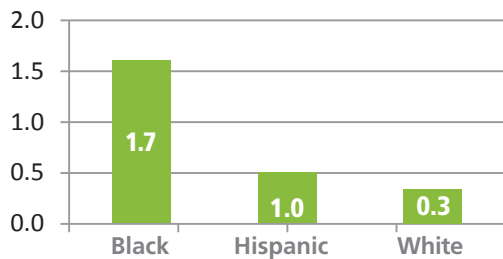
Unintentional Motor Vehicle Crash Death Rate by Sex, Dallas County, Age 5-14, 2012-2016



Number of Suicides by Age, Dallas County, 2012-2016, N=12



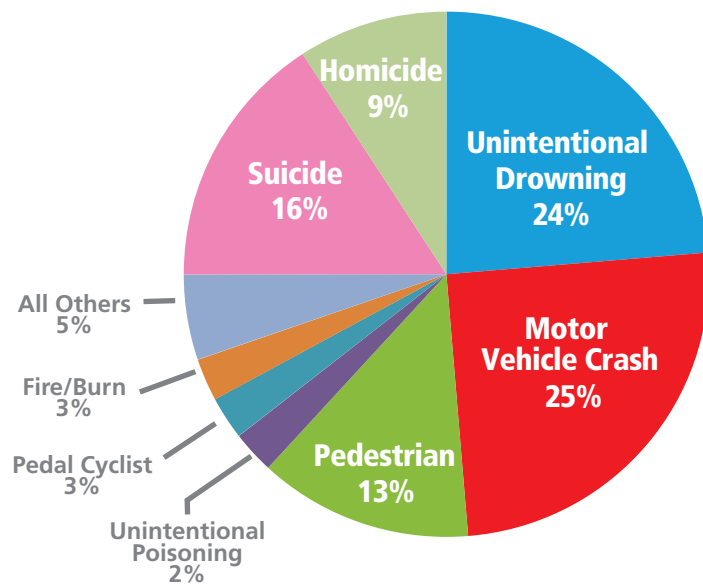
Unintentional Motor Vehicle Crash Death Rate by Race/Ethnicity, Dallas County, Age 5-14, 2012-2016



Unintentional Drowning Rate by Race/Ethnicity, Dallas County, Age 5-14, 2012-2016



Causes of Fatal Injury



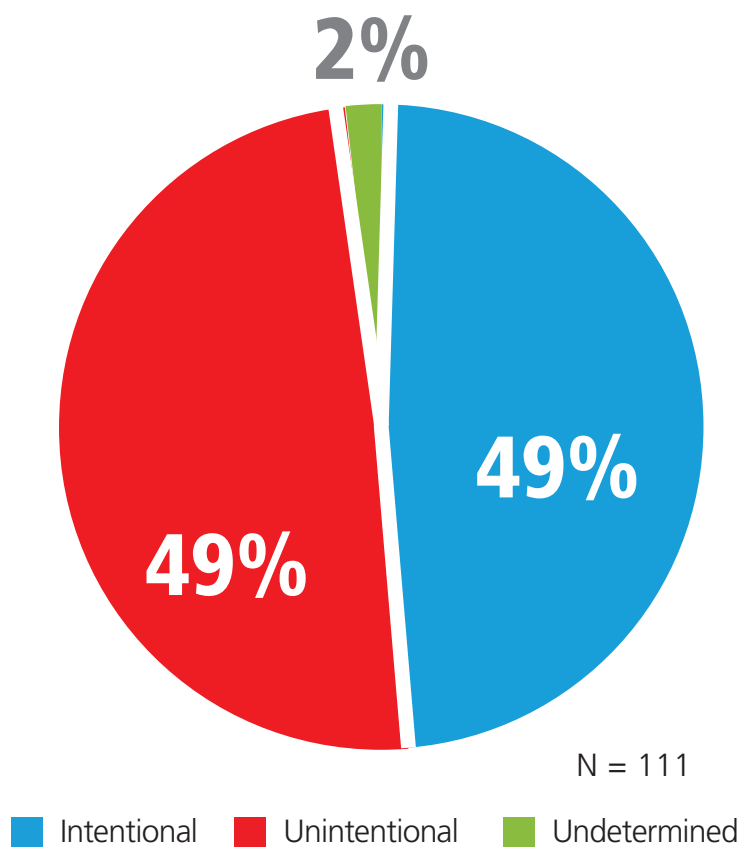
Causes of Injury Deaths

Unintentional Drowning
33% could not swim

Motor Vehicle Crash
32% were not restrained
37% of crashes involved alcohol or drugs

Suicide
33% were bullied
17% had mental health history

Category of Child Injury Death Type, Age 15-17 2012-2016



Dallas County Rate*	Texas Rate**	US Rate **
21.9	24.1	25.0

Dallas County Rates by Year (N=111)

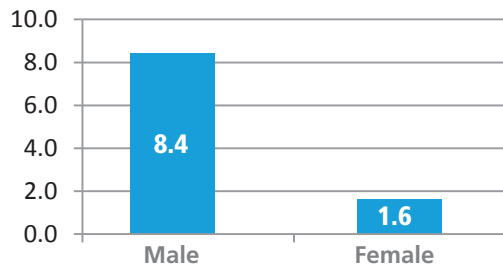
2012	2013	2014	2015	2016
55.1	63.0	47.3	49.9	42.0

* Data for Dallas County is from Medical Examiner Data. Population Data from Texas Department of State Health Services was used: <http://soupfin.tdh.state.tx.us/pop2000a.htm> Rate is per 100,000.

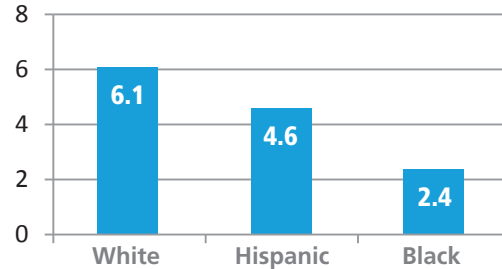
**US/Texas rate were found using WISQARS data (YR2012-2016) Rate is per 100,000: <https://www.cdc.gov/injury/wisqars/fatal.html>

*** All other causes include unspecified deaths.

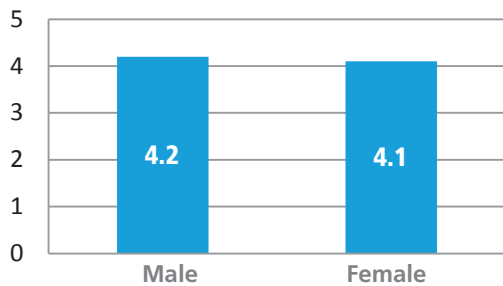
Death Rate due to Motor Vehicle Crash,
Dallas County, Age 15-17, 2012-2016



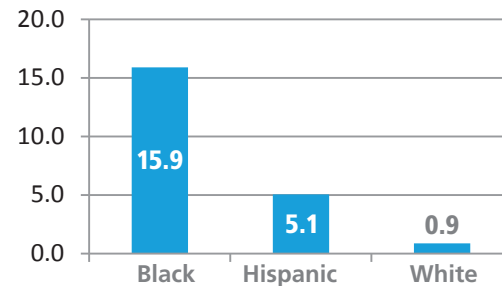
Suicide Rate by Race/Ethnicity,
Dallas County, Age 15-17, 2012-2016



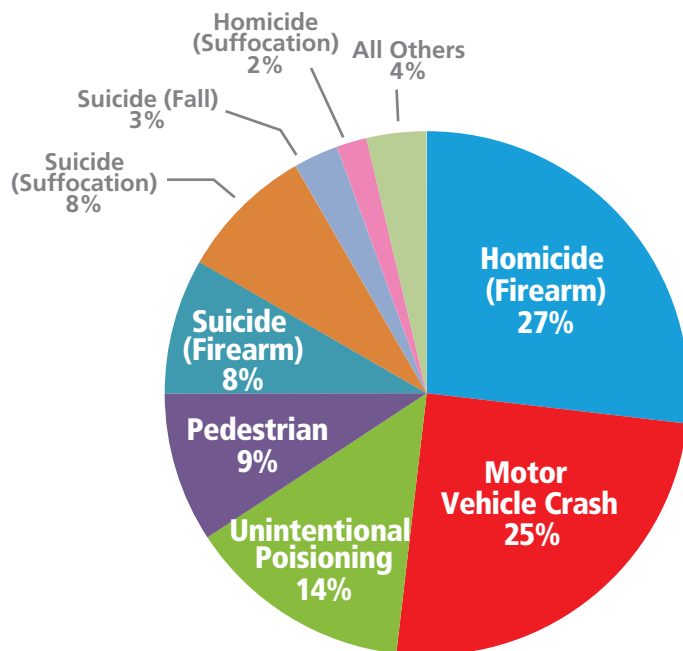
Suicide Rate by Sex,
Dallas County, Age 15-17, 2012-2016



Homicide Rate by Race/Ethnicity,
Dallas County, Age 15-17, 2012-2016



Causes of Fatal Injury



Causes of Injury Deaths

Homicide

21% occurred during a crime.

Suicides

19% had prior suicide attempt

33% had prior mental health history

38% had recent relationships issues prior to death

Unintentional Poisonings

67% of accidental poisonings had history of drug use

In 2016, a 15-17 yr. old child was **6 times more likely to die due to suicide** than in the previous year. The rate jumped from 2.0 in 2015 to 11.8 in 2016.

CDRT

Child Death Review Team

Report of Dallas County Child Deaths, 2012-2016



Injury Prevention Center
of Greater Dallas