

# DALLAS COUNTY

## ADULT INTIMATE PARTNER

### VIOLENCE FATALITY REVIEW TEAM

#### INTERIM REPORT



The Dallas County Intimate Partner Violence Fatality Review Team (IPVFRT) was established on June 1, 2010 by a unanimous resolution from the Commissioners Court of Dallas County. It is in accordance with Chapter 672 of the Texas Health and Safety Code to conduct a system-wide review of adult intimate partner violence fatalities in Dallas County.

The IPVFRT consists of designated individuals and organizations that conduct reviews based upon the facts and circumstances of each case. Using a multi-disciplinary approach, the Review Team serves to promote cooperation, communication and coordination among agencies involved in responding to these deaths. In addition, it is the objective of the IPVFRT to collect data and disseminate information on findings in hopes that Dallas County can collectively work towards reducing future incidences of intimate partner violence deaths.

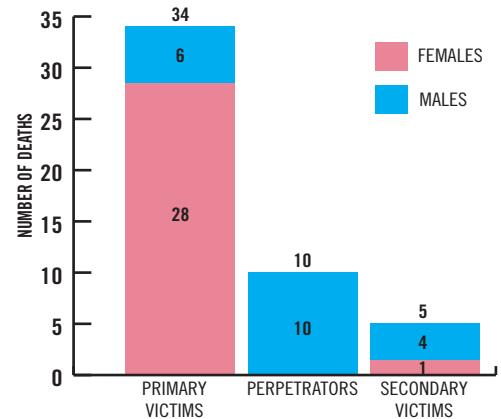
IPVFRT reviewed 34 adjudicated intimate partner violence fatality cases that occurred from 2009-2011. Fourteen of these cases were reviewed in comprehensive, full team meetings, and 20 cases underwent expedited data reviews. Because case information is pulled from several different sources and cannot be reviewed until they are adjudicated, this list is not comprehensive. Additional 2009-2011 case information will be included in the team's reports as it becomes available.

### NUMBER OF DEATHS RESULTING FROM INTIMATE PARTNER VIOLENCE (2009-2011)

The primary victim is defined as the intimate partner who was killed. The perpetrator is defined as the individual who committed the homicide, then committed suicide.

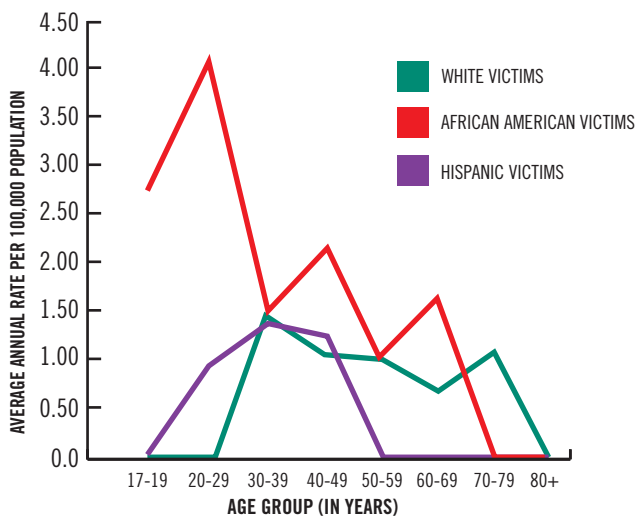
A secondary victim is defined as any other individual who was killed as a result of the incident.

- A total of 49 individuals died in Dallas County as a result of 34 intimate partner violence homicide cases
  - Two male victims were murdered in a same gender relationship.



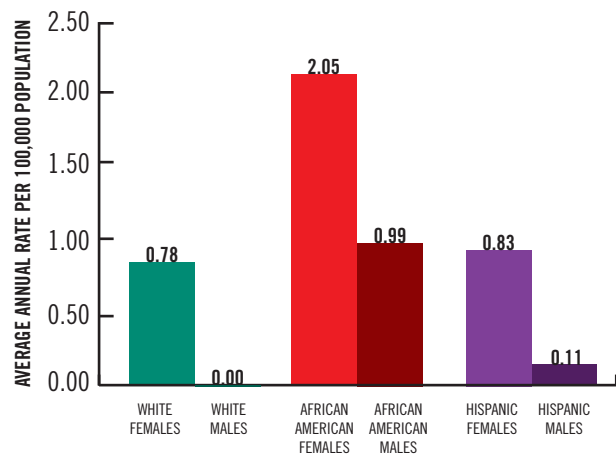
Because of the victim-centric nature of the IPVFRT, the team honors the lives of victims by focusing on their stories alone in the following facts and figures. Demographic information regarding perpetrators and secondary victims will be included in subsequent reports.

### FEMALE INTIMATE PARTNER VIOLENCE VICTIM FATALITY RATES BY RACE/ETHNICITY AND AGE GROUP




- African American women and women between 20-24 have the highest rate of fatality
- The average age of the victims was 38.0 years old, with a range in age from 19 to 71 years

### INTIMATE PARTNER VIOLENCE VICTIM FATALITY RATES BY GENDER AND RACE/ETHNICITY



African American females are approximately 2.5 times more likely to die by intimate partner violence than White females or Hispanic females.

## CHILD VICTIMS

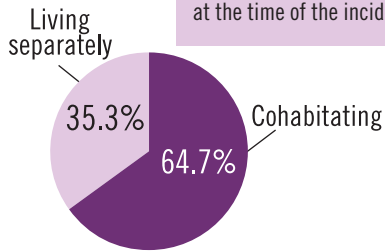


- 44.1% of the cases directly impacted at least one child
- A total of **34 children were impacted by intimate partner violence** homicides in those cases
- Fourteen children were present (in the household) during the homicide. Of those 14, at least two directly witnessed the homicide.
- Two children were not present during the homicide, but found the victim

## RELATIONSHIP INFORMATION

### COHABITATION

22 of 34 victims and perpetrators were cohabitating at the time of the incident (64.7%).



### VICTIM/PERPETRATOR RELATIONSHIP

Of the 15 relationships pending separation:

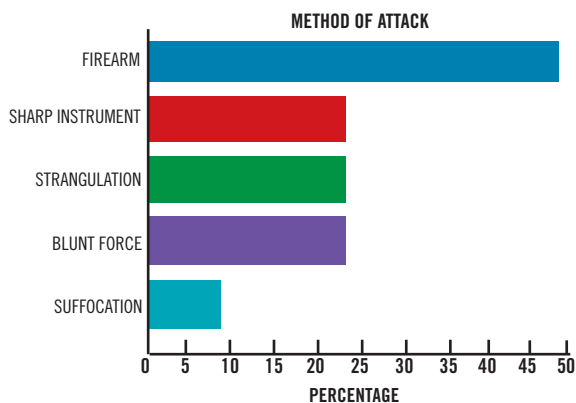
- 5 victims had threatened to break up with the perpetrator immediately preceding the homicide
- 4 relationships had ended immediately preceding or during the incident
- 6 relationships had ended some time prior to the homicide

**15**  
pending separation

**10**  
currently in relationship

**9**  
unknown

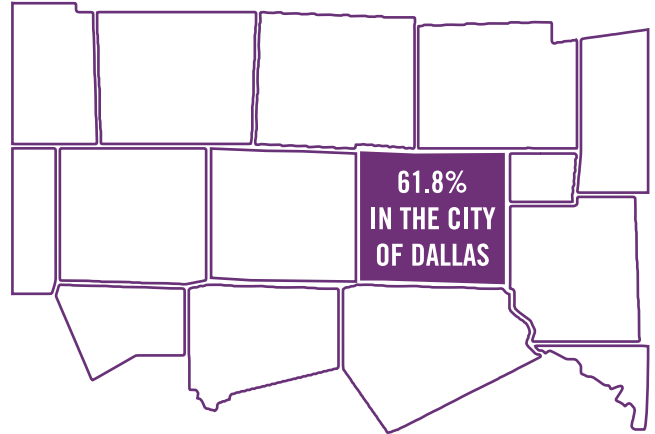
## INTIMATE PARTNER VIOLENCE HOMICIDES BY METHOD\*\*



- 16 of 34 incidents (47.1%) involved a firearm
- 8 of 34 incidents (23.5%) involved a sharp instrument
- 8 of 34 incidents (23.5%) involved strangulation
- 8 of 34 incidents (23.5%) involved blunt force injuries and/or personal weapons (hands/feet)
- 3 of 34 incidents (8.8%) involved suffocation

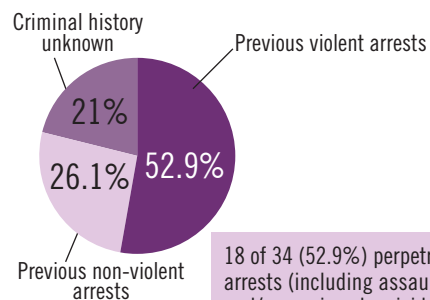
\*\*Homicides can be classified by one method or by several methods.

## LOCATION OF INCIDENTS



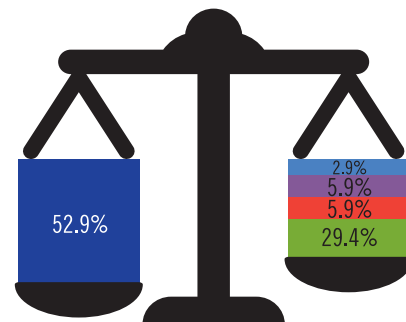
- An average of 11.3 incidents occurred per year
- Incidents occurred across 26 zip codes
- 21 of 34 incidents (61.8%) occurred in the city of Dallas
- Remaining incidents occurred in eight other cities in Dallas County, including:
  - Carrollton
  - Cedar Hill
  - Coppell
  - DeSoto
  - Garland
  - Irving
  - Mesquite
  - Rowlett
- 30 of 34 incidents took place at a house/apartment

## CRIMINAL HISTORY OF PERPETRATOR



18 of 34 (52.9%) perpetrators had previous violent arrests (including assaults, domestic violence offenses, and/or previous homicides) before the homicide. Criminal history was unknown for 9 of 34.

## PERPETRATOR DISPOSITION STATUS



- CONVICTION
- CONVICTION STATUS UNKNOWN AT TIME OF REVIEW
- PERPETRATOR DECEASED (MURDER/SUICIDE)
- NO BILL/DISMISSED
- UNAPPREHENDED

## RESOURCE INFORMATION



Findings indicate that victim assistance was sought by eight victims prior to death. Victim assistance included law enforcement and legal aid.



**NO VICTIMS SOUGHT SHELTER WHILE IN A RELATIONSHIP WITH THE PERPETRATOR.**



Three victims had applied for protective orders. Two protective orders had been granted but were no longer valid at the time of death. One protective order had been filed but was not yet granted at the time of death.

## NEXT STEPS

- Continuation of case reviews
- Collection of demographic data for primary and secondary victims and the perpetrators of intimate partner violence homicides
- Collection of quantitative and qualitative data collected in both full and expedited reviews
- Recommendations for policy and systemic changes at the city, county and state level

## CONTRIBUTING AGENCIES



DALLAS COUNTY  
MEDICAL EXAMINER



DALLAS COUNTY COMMUNITY  
SUPERVISION & CORRECTIONS  
DEPARTMENT

